

CHAPTER 2

ENCODING SCHEMES AND NUMBER SYSTEM



11120CH02

2.1 INTRODUCTION

Have you ever thought how the keys on the computer keyboard that are in human recognisable form are interpreted by the computer system? This section briefly discusses text interpretation by the computer.

We have learnt in the previous chapter that computer understands only binary language of 0s and 1s. Therefore, when a key on the keyboard is pressed, it is internally mapped to a unique code, which is further converted to binary.

Example 2.1 When the key 'A' is pressed (Figure 2.1), it is internally mapped to a decimal value 65 (code value), which is then converted to its equivalent binary value for the computer to understand.

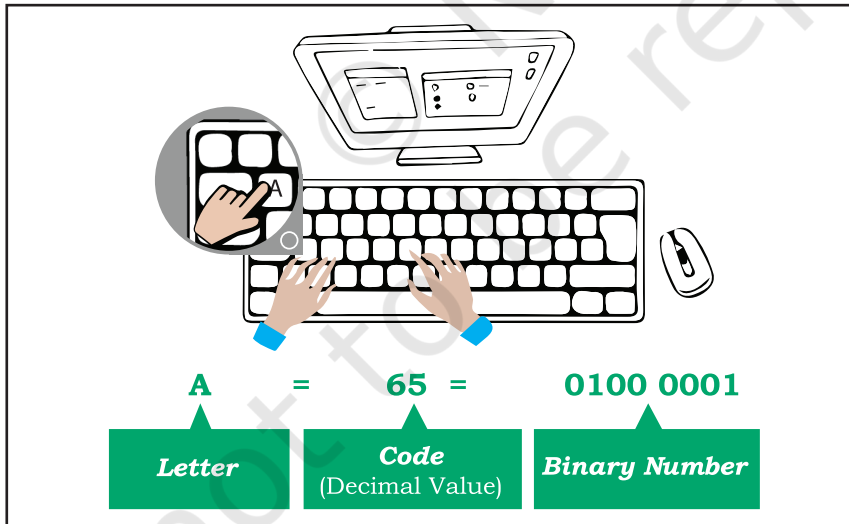


Figure 2.1: Encoding of data entered using keyboard

Similarly, when we press alphabet 'अ' on hindi keyboard, internally it is mapped to a hexadecimal value 0905, whose binary equivalent is 0000100100000101.

So what is encoding? The mechanism of converting data into an equivalent cipher using specific code is

“We owe a lot to the Indians, who taught us how to count, without which no worthwhile scientific discovery could have been made.”

–Albert Einstein

In this chapter

- » Introduction to Encoding
- » UNICODE
- » Number System
- » Conversion Between Number Systems



Cipher means something converted to a coded form to hide/conceal it from others. It is also called encryption (converted to cipher) and sent to the receiver who in turn can decrypt it to get back the actual content.

called encoding. It is important to understand why code value 65 is used for the key “A” and not any other value? Is it same for all the keyboards irrespective of their make?

Yes, it is same for all the keyboards. This has been possible because of standard encoding schemes where each letter, numeral and symbol is encoded or assigned a unique code. Some of the well-known encoding schemes are described in the following sections.

2.1.1 American Standard Code for Information Interchange (ASCII)

In the early 1960s, computers had no way of communicating with each other due to different ways of representing keys of the keyboard. Hence, the need for a common standard was realised to overcome this shortcoming. Thus, encoding scheme ASCII was developed for standardising the character representation. ASCII is still the most commonly used coding scheme.

Initially ASCII used 7 bits to represent characters. Recall that there are only 2 binary digits (0 or 1). Therefore, total number of different characters on the English keyboard that can be encoded by 7-bit ASCII code is $2^7 = 128$. Table 2.1 shows some printable characters for ASCII code. But ASCII is able to encode character set of English language only.

Table 2.1 ASCII code for some printable characters

Character	Decimal Value	Character	Decimal Value	Character	Decimal Value
Space	32	@	64	`	96
!	33	A	65	a	97
”	34	B	66	b	98
#	35	C	67	c	99
\$	36	D	68	d	100
%	37	E	69	e	101
&	38	F	70	f	102
‘	39	G	71	g	103
(40	H	72	h	104
)	41	I	73	i	105

Example 2.2 Encode the word DATA and convert the encoded value into binary values which can be understood by a computer.

- ASCII value of D is 68 and its equivalent 7-bit binary code = 1000100
- ASCII value of A is 65 and its equivalent 7-bit binary code = 1000001
- ASCII value of T is 84 and its equivalent 7-bit binary code = 1010100
- ASCII value of A is 65 and its equivalent 7-bit binary code = 1000001

Replace each alphabet in DATA with its ASCII code value to get its equivalent ASCII code and with 7-bit binary code to get its equivalent binary number as shown in Table 2.2.

Table 2.2 ASCII and Binary values for word DATA

	D	A	T	A
ASCII Code	68	65	84	65
Binary Code	1000100	1000001	1010100	1000001

2.1.2 Indian Script Code for Information Interchange (ISCII)

In order to facilitate the use of Indian languages on computers, a common standard for coding Indian scripts called ISCII was developed in India during mid 1980s. It is an 8-bit code representation for Indian languages which means it can represent $2^8=256$ characters. It retains all 128 ASCII codes and uses rest of the codes (128) for additional Indian language character set. Additional codes have been assigned in the upper region (160–255) for the ‘aksharas’ of the language.

2.1.3 UNICODE

There were many encoding schemes, for character sets of different languages. But they were not able to communicate with each other, as each of them represented characters in their own ways. Hence, text created using one encoding scheme was not recognised by another machine using different encoding scheme.

Therefore, a standard called UNICODE has been developed to incorporate all the characters of every written language of the world. UNICODE provides a unique number for every character, irrespective of device (server, desktop, mobile), operating system (Linux, Windows, iOS) or software application (different

Think and Reflect

Do we need to install some additional tool or font to type in an Indian language using UNICODE?

Activity 2.1

Explore and list down two font names for typing in any three Indian languages in UNICODE.

Think and Reflect

Why a character in UTF 32 takes more space than in UTF 16 or UTF 8?

browsers, text editors, etc.). Commonly used UNICODE encodings are UTF-8, UTF-16 and UTF-32. It is a superset of ASCII, and the values 0–128 have the same character as in ASCII. Unicode characters for Devanagari script is shown in Table 2.3. Each cell of the table contains a character along with its equivalent hexadecimal value.

Table 2.3 Unicode table for the Devanagari script

ॐ	ॐ	ॐ	:	ॐ	अ	आ	इ	ई	उ	ऊ	ऋ	ॠ	ऐ	े	ए
0900	0901	0902	0903	0904	0905	0906	0907	0908	0909	090A	090B	090C	090D	090E	090F
ऐ	ऑ	ओ	ओ	ओ	क	ख	ग	घ	ङ	च	छ	ज	झ	ञ	ट
0910	0911	0912	0913	0914	0915	0916	0917	0918	0919	091A	091B	091C	091D	091E	091F
ठ	ड	ढ	ण	त	थ	द	ध	न	न	प	फ	ब	भ	म	य
0920	0921	0922	0923	0924	0925	0926	0927	0928	0929	092A	092B	092C	092D	092E	092F
र	र	ल	ळ	ळ	व	श	ष	स	ह		†		‡	।	ि
0930	0931	0932	0933	0934	0935	0936	0937	0938	0939	093A	093B	093C	093D	093E	093F
ी	ु	ू	ृ	ॠ	ॡ	ॢ	ॣ	।	॥	०	१	२	३	४	५
0940	0941	0942	0943	0944	0945	0946	0947	0948	0949	094A	094B	094C	094D	094E	094F
ॐ	ॐ	ॐ	ॐ	ॐ	ॐ	ॐ	ॐ	ॐ	ॐ	ॐ	ॐ	ॐ	ॐ	ॐ	ॐ
0950	0951	0952	0953	0954	0955	0956	0957	0958	0959	095A	095B	095C	095D	095E	095F
ॐ	ॐ	ॐ	ॐ	ॐ	ॐ	ॐ	ॐ	ॐ	ॐ	ॐ	ॐ	ॐ	ॐ	ॐ	ॐ
0960	0961	0962	0963	0964	0965	0966	0967	0968	0969	096A	096B	096C	096D	096E	096F
ॐ	ॐ	ॐ	ॐ	ॐ	ॐ	ॐ	ॐ	ॐ	ॐ	ॐ	ॐ	ॐ	ॐ	ॐ	ॐ
0970	0971	0972	0973	0974	0975	0976	0977	0978	0979	097A	097B	097C	097D	097E	097F

2.2 NUMBER SYSTEM

Till now, we have learnt that each key (representing character, special symbol, function keys, etc.) of the keyboard is internally mapped to an ASCII code following an encoding scheme. This encoded value is further converted to its equivalent binary representation so that the computer can understand it. In Figure 2.1, the code for character “A” belongs to the decimal number system and its equivalent binary value belongs to the binary number system. A number system is a method to represent (write) numbers.

Every number system has a set of unique characters or literals. The count of these literals is called the radix or base of the number system. The four different number systems used in the context of computer are shown in Figure 2.2. These number systems are explained in subsequent sections.

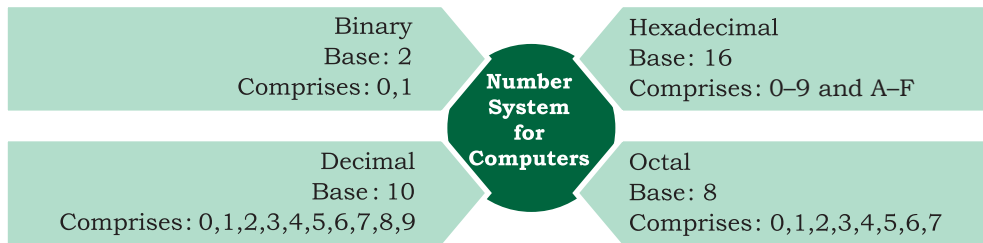


Figure 2.2: Four different number systems

Number systems are also called positional number system because the value of each symbol (i.e., digit and alphabet) in a number depends upon its position within the number. Number may also have a fractional part similar to decimal numbers used by us. The symbol at the right most position in the integer part in a given number has position 0. The value of position (also called position value) in the integer part increases from right to left by 1. On the other hand, the first symbol in the fraction part of the number has position number -1 , which decreases by 1 while reading fraction part from left to right. Each symbol in a number has a positional value, which is computed using its position value and the base value of the number system. The symbol at position number 3 in a decimal system with base 10 has positional value 10^3 . Adding the product of positional value and the symbol

value results in the given number. Figure 2.3 shows the computation of decimal number 123.45 using its positional value.

Digit	1	2	3	.	4	5
Position Number	2	1	0		-1	-2
Positional Value	$(10)^2$	$(10)^1$	$(10)^0$		$(10)^{-1}$	$(10)^{-2}$

Add the product of positional value and corresponding digit to get decimal number.

$$1 \times 10^2 + 2 \times 10^1 + 3 \times 10^0 + 4 \times 10^{-1} + 5 \times 10^{-2} = (123.45)_{10}$$

Figure 2.3: Computation of decimal number using its positional value

2.2.1 Decimal Number System

The decimal number system is used in our day-to-day life. It is known as base-10 system since 10 digits (0 to 9) are used. A number is presented by its two values — symbol value (any digit from 0 to 9) and positional value (in terms of base value). Figure 2.4 shows the integer and fractional part of decimal number 237.25 alongwith computation of the decimal number using positional values.

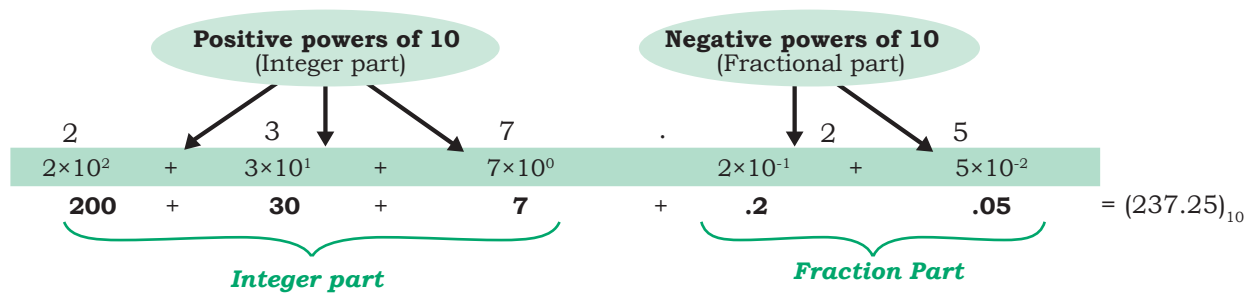


Figure 2.4: Positional value for digits of decimal number represented as power of base 10

2.2.2 Binary Number System

The ICs (Integrated Circuits) in a computer are made up of a large number of transistors which are activated by the electronic signals (low/high) they receive. The ON/high and OFF/low state of a transistor is represented using the two digits 1 and 0, respectively. These two digits 1 and 0 form the binary number system. This system is also referred as base-2 system as it has two digits only. Some examples of binary numbers are 1001011, 1011.101, 111111.01. A binary number can be mapped to an equivalent decimal number that can be easily understood by the human.

Table 2.4 Binary value for (0-9) digits of decimal number system

Decimal	Binary
0	0
1	1
2	10
3	11
4	100
5	101
6	110
7	111
8	1000
9	1001

2.2.3 Octal Number System

With increase in the value of a decimal number, the number of bits (0/1) in its binary representation also increases. Sometimes, a binary number is so large that it becomes difficult to manage. Octal number system was devised for compact representation of the binary numbers. Octal number system is called base-8 system



Base value of a number system is used to distinguish a number in one number system from another number system. Base value is written as the subscript of the given number. For example, $(70)_8$ represents 70 as octal number and $(70)_{10}$ denotes 70 as decimal number.

as it has total eight digits (0-7), and positional value is expressed in powers of 8. Three binary digits ($8=2^3$) are sufficient to represent any octal digit. Table 2.5 shows the decimal and binary equivalent of 8 octal digits. Examples of octal numbers are $(237.05)_8$, $(13)_8$, and $(617.24)_8$.

Table 2.5 Decimal and binary equivalent of octal numbers 0–7

Octal Digit	Decimal Value	3-bit Binary Number
0	0	000
1	1	001
2	2	010
3	3	011
4	4	100
5	5	101
6	6	110
7	7	111

2.2.4 Hexadecimal Number System

Hexadecimal numbers are also used for compact representation of binary numbers. It consists of 16 unique symbols (0–9, A–F), and is called base-16 system. In hexadecimal system, each alphanumeric digit is represented as a group of 4 binary digits because 4 bits ($2^4=16$) are sufficient to represent 16 alphanumeric symbols. Note here that the decimal numbers 10 through 15 are represented by the letters A through F. Examples of Hexadecimal numbers are $(23A.05)_{16}$, $(1C3)_{16}$, $(619B.A)_{16}$. Table 2.6 shows decimal and binary equivalent of 16 alphanumeric symbols used in hexadecimal number system.

Table 2.6 Decimal and binary equivalent of hexadecimal numbers 0–9, A–F

Hexadecimal Symbol	Decimal Value	4-bit Binary Number
0	0	0000
1	1	0001
2	2	0010
3	3	0011
4	4	0100
5	5	0101
6	6	0110
7	7	0111
8	8	1000
9	9	1001
A	10	1010
B	11	1011
C	12	1100
D	13	1101
E	14	1110
F	15	1111

2.2.5 Applications of Hexadecimal Number System

- Main memory is made up of memory locations where each location has a unique address. Usually, size of a memory address is 16-bit or 32-bit. To access 16-bit memory address, a programmer has to use 16 binary bits, which is difficult to deal with. To simplify the address representation, hexadecimal and octal numbers are used. Let us consider a 16-bit memory address 1100000011110001. Using the hexadecimal notation, this address is mapped to C0F1 which is more easy to remember. The equivalent octal representation for this 16-bit value is 140361.
- Hexadecimal numbers are also used for describing the colours on the webpage. Each colour is made up of three primary colours red, green and blue, popularly called RGB (in short). In most colour maps, each colour is usually chosen from a palette of 16 million colours. Therefore, 24 bits are required for representing each colour having three components (8 bits for Red, 8 bits for Green, 8 bits for Blue component). It is difficult to remember 24-bit binary colour code. Therefore, colour codes are written in hexadecimal form for compact representation. For example, 24-bit code for RED colour is 11111111,00000000,00000000. The equivalent hexadecimal notation is (FF,00,00), which can be easily remembered and used. Table 2.7 shows

Table 2.7 Colour codes in decimal, binary and hexadecimal numbers

Colour Name	Decimal	Binary	Hexadecimal
Black	(0,0,0)	(00000000,00000000,00000000)	(00,00,00)
White	(255,255,255)	(11111111,11111111,11111111)	(FF,FF,FF)
Yellow	(255,255,0)	(11111111,11111111,00000000)	(FF,FF,00)
Grey	(128,128,128)	(10000000,10000000,10000000)	(80, 80, 80)

examples of some colours represented with decimal, binary and hexadecimal numbers.

2.3 CONVERSION BETWEEN NUMBER SYSTEMS

In the previous section, we learnt about different number systems used in computers. Now, let us learn how to convert a number from one number system to another number system for better understanding of the number representation in computers. Decimal number

system is most commonly used by humans, but digital systems understand binary numbers; whereas Octal and hexadecimal number systems are used to simplify the binary representation for us to understand.

2.3.1 Conversion from Decimal to other Number Systems

To convert a decimal number to any other number system (binary, octal or hexadecimal), use the steps given below.

Step 1: Divide the given number by the base value (b) of the number system in which it is to be converted

Step 2: Note the remainder

Step 3: Keep on dividing the quotient by the base value and note the remainder till the quotient is zero

Step 4: Write the noted remainders in the reverse order (from bottom to top)

(A) Decimal to Binary Conversion

Since the base value of binary system is 2, the decimal number is repeatedly divided by 2 following the steps given in above till the quotient is 0. Record the remainder after each division and finally write the remainders in reverse order in which they are computed.

In Figure 2.1 you saw that the binary equivalent of 65 is $(1000001)_2$. Let us now convert a decimal value to its binary representation and verify that the binary equivalent of $(65)_{10}$ is $(1000001)_2$.

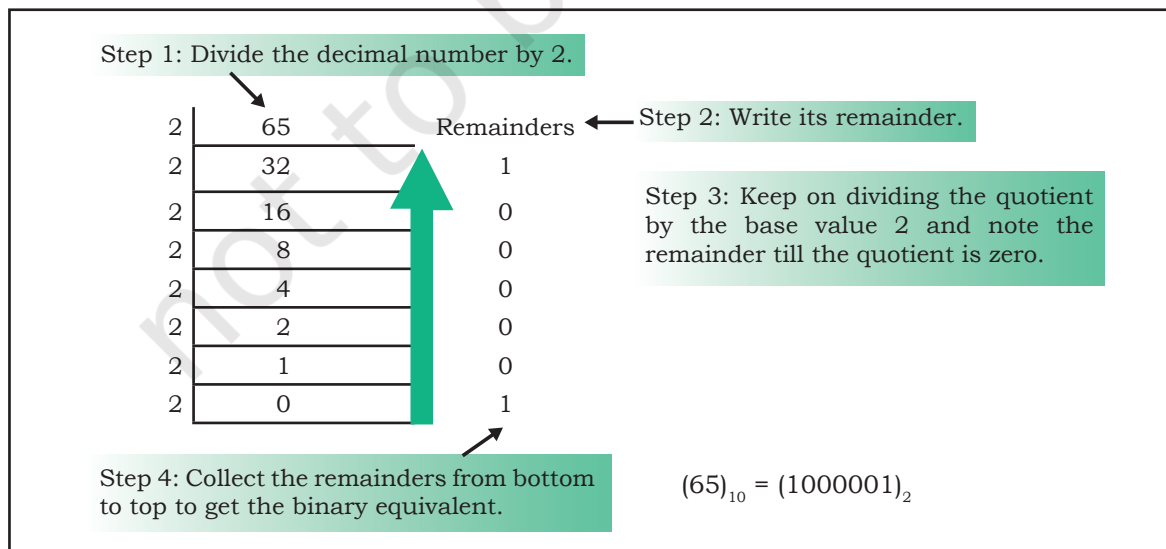


Figure 2.5: Conversion of a decimal number to its equivalent binary number

Activity 2.2

Convert the following decimal numbers in the form understood by computer.

- (i) $(593)_{10}$ (ii) $(326)_{10}$
 (iii) $(79)_{10}$

Activity 2.3

Express the following decimal numbers into octal numbers.

- (i) $(913)_{10}$
 (ii) $(845)_{10}$
 (iii) $(66)_{10}$

Example 2.3 Convert $(122)_{10}$ to binary number.

	122	Remainders
2	61	0
2	30	1
2	15	0
2	7	1
2	3	1
2	1	1
	0	1

Therefore, $(122)_{10} = (1111010)_2$

(B) Decimal to Octal Conversion

Since the base value of octal is 8, the decimal number is repeatedly divided by 8 to obtain its equivalent octal number.

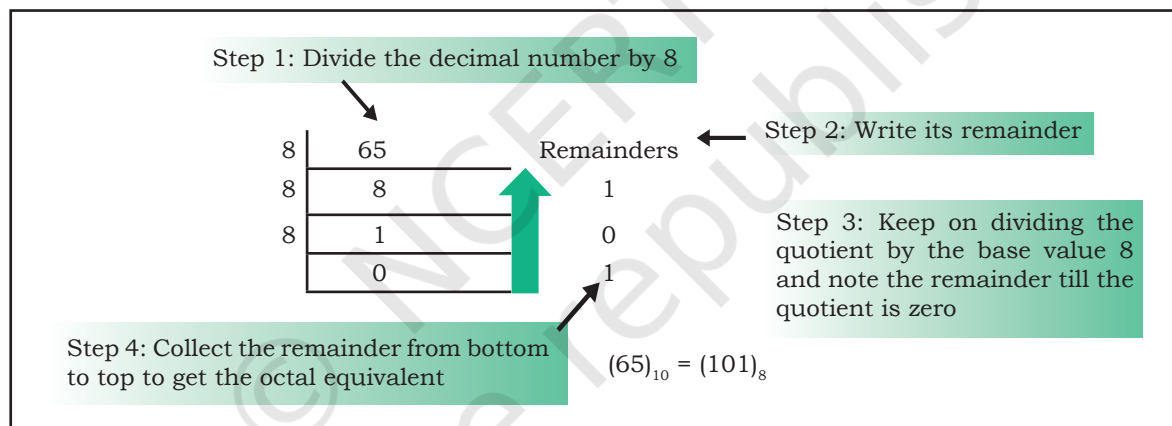


Figure 2.6: Conversion of a decimal number to its equivalent octal number

The octal equivalent of letter “A” by using its ASCII code value $(65)_{10}$ is calculated as shown in Figure 2.6.

Example 2.4 Convert $(122)_{10}$ to octal number.

	122	Remainders
8	15	2
8	1	7
	0	1

Therefore, $(122)_{10} = (172)_8$

(C) Decimal to Hexadecimal Conversion

Since the base value of hexadecimal is 16, the decimal number is repeatedly divided by 16 to obtain its equivalent hexadecimal number. The hexadecimal

equivalent of letter 'A' using its ASCII code $(65)_{10}$ is calculated as shown in Figure 2.7.

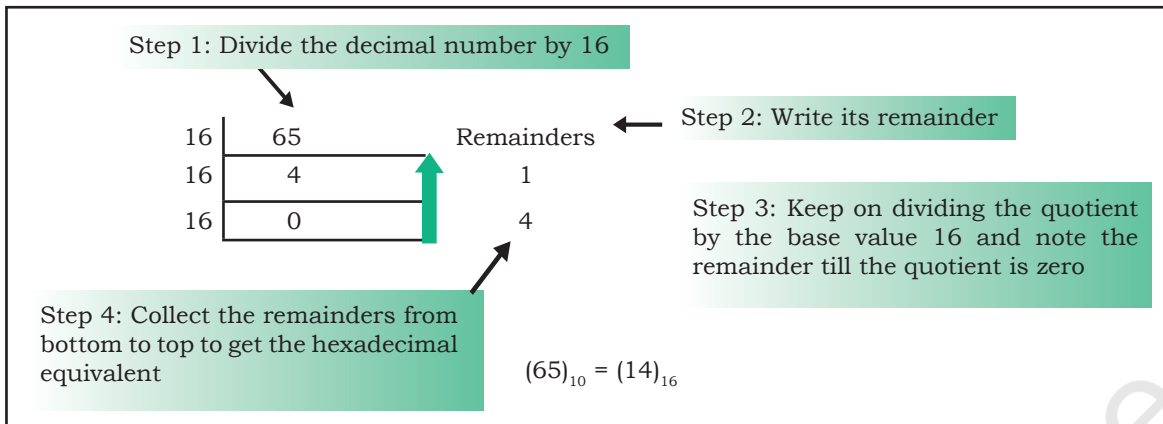
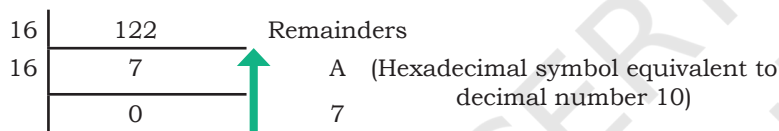


Figure 2.7: Conversion of a decimal number to its equivalent hexadecimal number

Example 2.5 Convert $(122)_{10}$ to hexadecimal number.



Therefore, $(122)_{10} = (7A)_{16}$

2.3.2 Conversion from other Number Systems to Decimal Number System

We can use the following steps to convert the given number with base value b to its decimal equivalent, where base value b can be 2, 8 and 16 for binary, octal and hexadecimal number system, respectively.

Step 1: Write the position number for each alphanumeric symbol in the given number

Step 2: Get positional value for each symbol by raising its position number to the base value b symbol in the given number

Step 3: Multiply each digit with the respective positional value to get a decimal value

Step 4: Add all these decimal values to get the equivalent decimal number

(A) Binary Number to Decimal Number

Since binary number system has base 2, the positional values are computed in terms of powers of 2. Using the above mentioned steps we can convert

Activity 2.4

Convert the following numbers into decimal numbers.

- (i) $(110101)_2$
- (ii) $(1703)_8$
- (iii) $(COF5)_{16}$

a binary number to its equivalent decimal value as shown below:

Example 2.6 Convert $(1101)_2$ into decimal number.

Digit	1	1	0	1
Position Number	3	2	1	0
Positional Value	2^3	2^2	2^1	2^0
Decimal Number	$1 \times 2^3 + 1 \times 2^2 + 0 \times 2^1 + 1 \times 2^0 = 8 + 4 + 0 + 1 = (13)_{10}$			

Note: Add the product of positional value and corresponding digit to get decimal number.

(B) Octal Number to Decimal Number

The following example shows how to compute the decimal equivalent of an octal number using base value 8.

Example 2.7 Convert $(257)_8$ into decimal number.

Digit	2	5	7
Position Number	2	1	0
Positional Value	8^2	8^1	8^0
Decimal Number	$2 \times 8^2 + 5 \times 8^1 + 7 \times 8^0 = 128 + 40 + 7 = (175)_{10}$		

(C) Hexadecimal Number to Decimal Number

For converting a hexadecimal number into decimal number, use steps given in this section with base value 16 of hexadecimal number system. Use decimal value equivalent to alphabet symbol of hexadecimal number in the calculation, as shown in Table 2.6.

Example 2.8 Convert $(3A5)_{16}$ into decimal number.

Digit	3	A	5
Position Number	2	1	0
Positional Value	16^2	16^1	16^0
Decimal Number	$3 \times 16^2 + 10 \times 16^1 + 5 \times 16^0 = 768 + 160 + 5 = (933)_{10}$		

Note: Use Table 2.5 for decimal value of alphabets

2.3.3 Conversion from Binary Number to Octal/Hexadecimal Number and Vice-Versa

A binary number is converted to octal or hexadecimal number by making groups of 3 and 4 bits, respectively, and replacing each group by its equivalent octal/hexadecimal digit.



Why 3 bits in a binary number are grouped together to get octal number?

The base value of octal number system is 8.

Convert value 8 in terms of exponent of 2, i.e., $8=2^3$. Hence, three binary digits are sufficient to represent all 8 octal digits.

Simply stated, count all possible combinations of three binary digits, which are $2 \times 2 \times 2 = 8$.

Therefore, 3 bits are sufficient to represent any octal digit. Hence, 3-bit groups in a binary number are formed to get equivalent octal number.

(A) Binary Number to Octal Number

Given a binary number, an equivalent octal number represented by 3 bits is computed by grouping 3 bits from right to left and replacing each 3-bit group by the corresponding octal digit. In case number of bits in a binary number is not multiple of 3, then add required number of 0s on most significant position of the binary number.

Example 2.9 Convert $(10101100)_2$ to octal number.

Make group of 3-bits of the given binary number (right to left) 010 101 100

Write octal number for each 3-bit group 2 5 4

Therefore, $(10101100)_2 = (254)_8$

(B) Octal Number to Binary Number

Each octal digit is an encoding for a 3-digit binary number. Octal number is converted to binary by replacing each octal digit by a group of three binary digits.

Example 2.10 Convert $(705)_8$ to binary number.

Octal digits 7 0 5

Write 3-bits binary value for each digit 111 000 101

Therefore, $(705)_8 = (111000101)_2$

(C) Binary Number to Hexadecimal Number

Given a binary number, its equivalent hexadecimal number is computed by making a group of 4 binary digits from right to left and substituting each 4-bit group by its corresponding hexadecimal alphanumeric symbol. If required, add 0 bit on the most significant position of the binary number to have number of bits in a binary number as multiple of 4.

Example 2.11 Convert $(0110101100)_2$ to hexadecimal number.

Make group of 4-bits of the given binary number (right to left) 0001 1010 1100

Write hexadecimal symbol



Why 4 bits in a binary number are grouped together to get hexadecimal number?

The base value of hexadecimal number system is 16. Write value 16 in terms of exponent of 2 i.e. $16 = 2^4$. Hence, four binary digits are sufficient to represent all 16 hexadecimal symbols.

Think and Reflect

While converting the fractional part of a decimal number to another number system, why do we write the integer part from top to bottom and not other way?

for each group 1 A C

$$\text{Therefore, } (0110101100)_2 = (1AC)_{16}$$

Activity 2.5

Write binary representation of the following numbers.

- (i) $(F018)_{16}$
- (ii) $(172)_{16}$
- (iii) $(613)_8$

(D) Hexadecimal Number to Binary Number

Each hexadecimal symbol is an encoding for a 4-digit binary number. Hence, the binary equivalent of a hexadecimal number is obtained by substituting 4-bit binary equivalent of each hexadecimal digit and combining them together (see Table 2.5).

Example 2.12 Convert $(23D)_{16}$ to binary number.

Hexadecimal digits	2	3	D
Write 4-bit binary value for each digit	0010	0011	1101

$$\text{Therefore, } (23D)_{16} = (001000111101)_2$$

2.3.4 Conversion of a Number with Fractional Part

Till now, we largely dealt with different conversions for whole number. In this section, we will learn about conversion of numbers with a fractional part.

(A) Decimal Number with Fractional Part to another Number System

To convert the fractional part of a decimal number to another number system with base value b , repeatedly multiply the fractional part by the base value b till the fractional part becomes 0. Use integer part from top to bottom to get equivalent number in that number system. If the fractional part does not become 0 in successive multiplication, then stop after, say 10 multiplications. In some cases, fractional part may start repeating, then stop further calculation.

Example 2.13 Convert $(0.25)_{10}$ to binary.

	Integer part
$0.25 \times 2 = 0.50$	↓ 0
$0.50 \times 2 = 1.00$	↓ 1

Since the fractional part is 0, the multiplication is stopped. Write the integer part from top to bottom to get binary number for the fractional part.

$$\text{Therefore, } (0.25)_{10} = (0.01)_2$$

Example 2.14 Convert $(0.675)_{10}$ to binary.

	Integer part
$0.675 \times 2 = 1.350$	1
$0.350 \times 2 = 0.700$	0
$0.700 \times 2 = 1.400$	1
$0.400 \times 2 = 0.800$	0
$0.800 \times 2 = 1.600$	1
$0.600 \times 2 = 1.200$	1
$0.200 \times 2 = 0.400$	0

Since the fractional part (.400) is the repeating value in the calculation, the multiplication is stopped. Write the integer part from top to bottom to get binary number for the fractional part.

Therefore, $(0.675)_{10} = (0.1010110)_2$

Example 2.15 Convert $(0.675)_{10}$ to octal.

	Integer part
$0.675 \times 8 = 5.400$	5
$0.400 \times 8 = 3.200$	3
$0.200 \times 8 = 1.600$	1
$0.600 \times 8 = 4.800$	4
$0.800 \times 8 = 6.400$	6

Since the fractional part (.400) is repeating, the multiplication is stopped. Write the integer part from top to bottom to get octal number for the fractional part.

Therefore, $(0.675)_{10} = (0.53146)_8$

Example 2.16 Convert $(0.675)_{10}$ to hexadecimal form.

	Integer part
$0.675 \times 16 = 10.800$	A (Hexadecimal symbol for 10)
$0.800 \times 16 = 12.800$	C (Hexadecimal symbol for 12)

Since the fractional part (.800) is repeating, the multiplication is stopped. Write the integer part from top to bottom to get hexadecimal equivalent for the fractional part.

Therefore, $(0.675)_{10} = (0.AC)_{16}$

(B) Non-decimal Number with Fractional Part to Decimal Number System

Compute positional value of each digit in the given number using its base value. Add the product of

positional value and the digit to get the equivalent decimal number with fractional part.

Example 2.17 Convert $(100101.101)_2$ into decimal.

Digit	1	0	0	1	0	1	.	1	0	1
Fractional Value	2^5	2^4	2^3	2^2	2^1	2^0		2^{-1}	2^{-2}	2^{-3}
Decimal Value	1×2^5	$+ 0 \times 2^4$	$+ 0 \times 2^3$	$+ 1 \times 2^2$	$+ 0 \times 2^1$	$+ 1 \times 2^0$	+	1×2^{-1}	$+ 0 \times 2^{-2}$	$+ 1 \times 2^{-3}$
	= $32 + 0 + 0 + 4 + 0 + 1$						+	$0.5 + 0 + 0.125$		
	37							0.625		
	= $37 + 0.625$									

Therefore, $(100101.101)_2 = (37.625)_{10}$

Example 2.18 Convert $(605.12)_8$ into decimal number.

Octal Digits	6	0	5	.	1	2
Positional Value	8^2	8^1	8^0		8^{-1}	8^{-2}
Decimal number	6×8^2	$+ 0 \times 8^1$	$+ 5 \times 8^0$	+	1×8^{-1}	$+ 2 \times 8^{-2}$
	= $1024 + 0 + 5$			+	$.125 + .03125$	
	1029				0.15625	
	= $1029 + 0.15625$					

Therefore, $(605.12)_8 = (1029.15625)_{10}$

(C) Fractional Binary Number to Octal or Hexadecimal Number

To convert the fractional binary number into octal or hexadecimal value, substitute groups of 3-bit or 4-bit in integer part by the corresponding digit. Similarly, make groups of 3-bit or 4-bit for fractional part starting from left to right, and substitute each group by its equivalent digit or symbol in Octal or Hexadecimal number system. Add 0s at the end of the fractional part to make a perfect group of 3 or 4 bits.

Example 2.19 Convert $(10101100.01011)_2$ to octal number.

Make perfect group of 3 bits $\underline{010} \underline{101} \underline{100} . \underline{010} \underline{110}$
 Write octal symbol for each group $2 \quad 5 \quad 4 \quad . \quad 2 \quad 6$

Therefore, $(10101100.01011)_2 = (254.26)_8$

Note: Make 3-bit groups from right to left for the integer part and left to right for the fractional part.

Example 2.20 Convert $(10101100.010111)_2$ to hexadecimal number

Make perfect group of 4 bits $\underline{1010} \underline{1100} . \underline{0101} \underline{1100}$

Write hexadecimal symbol

for each group $A \quad C \quad . \quad 5 \quad C$

Therefore, $(10101100.010111)_2 = (AC.5C)_{16}$

SUMMARY

- Encoding scheme maps text into the codes that facilitate communication among computers.
- Textual data is encoded using ASCII, ISCII or Unicode.
- Unicode scheme is a character encoding standard which can encode all the characters of almost all languages of the world.
- Computer being a digital system understands only binary numbers which are 0 and 1.
- Encoded text is converted to binary form for processing by the computer.
- Octal and hexadecimal number systems are used to simplify the binary coded representation as they allow grouping of 3 or 4 bits of binary numbers each, respectively.

EXERCISE

1. Write base values of binary, octal and hexadecimal number system.
2. Give full form of ASCII and ISCII.
3. Try the following conversions.
 - (i) $(514)_8 = (?)_{10}$
 - (ii) $(220)_8 = (?)_2$
 - (iii) $(76F)_{16} = (?)_{10}$
 - (iv) $(4D9)_{16} = (?)_{10}$
 - (v) $(11001010)_2 = (?)_{10}$
 - (vi) $(1010111)_2 = (?)_{10}$
4. Do the following conversions from decimal number to other number systems.
 - (i) $(54)_{10} = (?)_2$
 - (ii) $(120)_{10} = (?)_2$
 - (iii) $(76)_{10} = (?)_8$
 - (iv) $(889)_{10} = (?)_8$
 - (v) $(789)_{10} = (?)_{16}$
 - (vi) $(108)_{10} = (?)_{16}$
5. Express the following octal numbers into their equivalent decimal numbers.
 - (i) 145
 - (ii) 6760
 - (iii) 455
 - (iv) 10.75

NOTES

NOTES

6. Express the following decimal numbers into hexadecimal numbers.
(i) 548 (ii) 4052 (iii) 58 (iv) 100.25
7. Express the following hexadecimal numbers into equivalent decimal numbers.
(i) 4A2 (ii) 9E1A (iii) 6BD (iv) 6C.34
8. Convert the following binary numbers into octal and hexadecimal numbers.
(i) 1110001000 (ii) 110110101 (iii) 1010100
(iv) 1010.1001
9. Write binary equivalent of the following octal numbers.
(i) 2306 (ii) 5610 (iii) 742 (iv) 65.203
10. Write binary representation of the following hexadecimal numbers.
(i) 4026 (ii) BCA1 (iii) 98E (iv) 132.45
11. How does computer understand the following text? (hint: 7 bit ASCII code).
(i) HOTS (ii) Main (iii) CaSe
12. The hexadecimal number system uses 16 literals (0–9, A–F). Write down its base value.
13. Let X be a number system having B symbols only. Write down the base value of this number system.
14. Write the equivalent hexadecimal and binary values for each character of the phrase given below.
“ हम सब एक”
15. What is the advantage of preparing a digital content in Indian language using UNICODE font?
16. Explore and list the steps required to type in an Indian language using UNICODE.
17. Encode the word ‘COMPUTER’ using ASCII and convert the encode value into binary values.